



DOSATRON®

WATER POWERED DOSING TECHNOLOGY

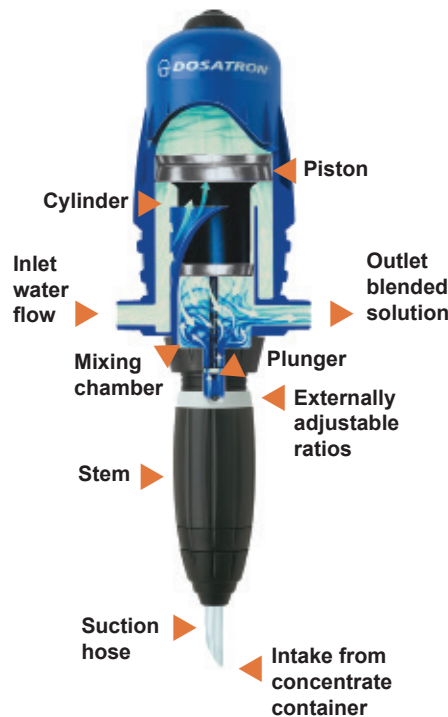
Printing

Chemical Dosers

Dosatron chemical dosers are water-powered so no electricity is necessary. They compensate for flow and pressure changes providing consistent, repeatable results. Dosatrons are simple to use and easy to adjust allowing for flexible dosage rates, and they are easy to maintain saving you time and effort.

Our injectors are great for:






- Fountain Solutions
- Alcohol Substitutes
- Silicone
- Aqueous Coatings



Scan the QR code to learn more.

For more information call 800-523-8499 • 727-443-5404
or visit www.dosatronusa.com

UNIT SPECIFICATIONS

Printing Chemical Dosers					
MODEL	D14MZ2	D14MZ5	D14MZ10	D14MZ520	D07RE5
DILUTION RANGE OUNCE/ GALLON	0.25 to 2.56	0.67 to 6.4	1.28 to 12.8	6.4 to 25	1 to 7.1
MAX. FLOW	14 GPM	14 GPM	14 GPM	9 GPM	3 GPM
MIN. FLOW	0.05 GPM	0.05 GPM	0.05 GPM	0.05 GPM	0.02 GPM
INJECTION PERCENTS	0.2% to 2%	0.5% to 5%	1% to 10%	5 to 20%	0.8 to 5.5%
INJECTION RATIO	1:500 to 1:50	1:200 to 1:20	1:100 to 1:10	1:20 to 1:5	1:128 to 1:18
PRESSURE RANGE	4.3 to 85 PSI	4.3 to 85 PSI	7 to 85 PSI	7 to 57 PSI	4.3 to 85 PSI
CONNECTIONS	3/4" NPT	3/4" NPT	3/4" NPT	3/4" NPT	3/4" NPT
RECOMMENDED ACCESSORY KIT	IPK34 - 14 GPM	IPK34 - 14 GPM	IPK34 - 14 GPM	IPK34 - 7 GPM	IPK34 - 3 GPM

All units include: mounting bracket, suction hose, weighted strainer, and operating manual.
Please review the basic installation drawing for recommended accessories.
MAXIMUM TEMPERATURE: 104 °F

HOW IT WORKS

The Dosatron injector is mounted above the fluid concentrate container and installed directly into the water supply line, operating by using the flow of water as the power source.

When the water is turned on, it travels into the Dosatron housing on the inlet side, which activates the piston and causes the syringe-like plunger at the bottom of the piston to travel up and down in the cylinder (see diagram on front).

On the upstroke of the piston, the plunger creates a vacuum, drawing the concentrated fluid into the lower stem from the suction hose. On the down stroke, the plunger displaces the concentrate into the mixing chamber, mixing with the clear water, creating a blended solution on the outlet side.

Unlike venturi or electric injectors, the dose of concentrate will be directly proportional to the volume of water entering the Dosatron, regardless of variations in flow or pressure which may occur in the main line.

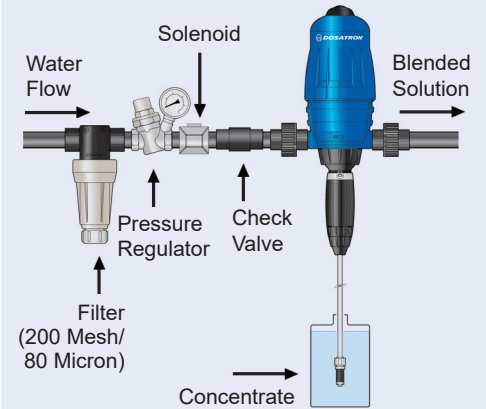
The adjustable stem allows the operator to fine-tune, dialing in the desired setting.

PRE-PLUMBED SYSTEMS

Call 800-523-8499 to order your pre-plumbed panels and locking cabinets.



Basic Installation



Customer Service

At Dosatron, we stand behind our units. Our world-class customer service team is always ready to assist you with service and support, for as long as you own your Dosatron.

Not sure what unit fits your needs?



It's easy to **CHAT** at www.dosatronusa.com. Just enter your question and we will be glad to assist.

Want an easy preventive maintenance reminder? Sign up at www.dosatronusa.com/pm for Dosatron's Preventive Maintenance Program.

Ready to order?

Call 800-523-8499 for a distributor near you.



2090 Sunnydale Blvd.
Clearwater, FL 33765 USA
727-443-5404
(Fax) 727-447-0591
800-523-8499

www.dosatronusa.com



2021-12 KK 2007-30-PRINT001