



**DOSATRON®**

WATER POWERED DOSING TECHNOLOGY

# Floor Scrubbing


## Are your floor costs going through the roof?

If so, Dosatron's pre-plumbed **Floor Scrubbing Fill Station** is the answer you have been looking for! The **Floor Scrubbing Fill Station panel** is designed for easy set up and will perfectly mix your chemicals without waste.

Dosatron chemical dispensers are water-powered so there is no need for electricity and they automatically compensate for changes in water flow and pressure ensuring consistent, repeatable results. The precise ratio adjuster controls your chemical costs with exact adjustability.

### Dosatron's Floor Scrubber Fill Station is:

- **Easy to install**, just mount the panel and connect a water line to the inlet
- **Easy to adjust** to the desired dilution rate
- **Easy to use**, grab the gas nozzle and fill the scrubber
- **Time and money saving**, fast filling saves labor costs
- **Versatile with a variety of flow ranges** from 14 GPM to 40 GPM






**D14M22  
14 GPM**



Scan the QR code to learn more.

**For more information call 1-800-523-8499 • 1-727-443-5404  
or visit [www.dosatronusa.com](http://www.dosatronusa.com)**

## UNIT SPECIFICATIONS


Dosatron Chemical Dispensers			
<b>MODEL</b>	<b>D14MZ2</b>	<b>D45RE15</b>	<b>D40MZ2</b>
<b>DILUTION RANGE</b>	<b>1:500 to 1:50</b>	<b>1:500 to 1:66</b>	<b>1:500 to 1:50</b>
<b>FLOW RANGE</b>	0.05 to 14 GPM	0.4 to 20 GPM	2.2 to 40 GPM
<b>INJECTION PERCENTS</b>	0.2% to 2%	0.2% to 1.5%	0.2% to 2%
<b>PRESSURE RANGE</b>	4.3 to 85 PSI	7 to 70 PSI	4.3 to 116 PSI
<b>CONNECTIONS</b>	3/4" NPT	1" NPT	1 1/2" NPT
<b>HOUSING MATERIAL</b>	Polypropylene (standard) or PVDF (optional)	Polyacetal (standard) or PVDF (optional)	Polypropylene (standard)
<b>WEIGHT</b>	6 lbs	8 lbs	12 lbs
<b>DIMENSIONS</b>	19 1/8" x 6 5/16"	24" x 7 1/2"	25 1/4" x 8 1/2"

All units include: mounting bracket, suction hose, weighted strainer, and operating manual. Please review the basic installation drawing for recommended accessories. Call for details.

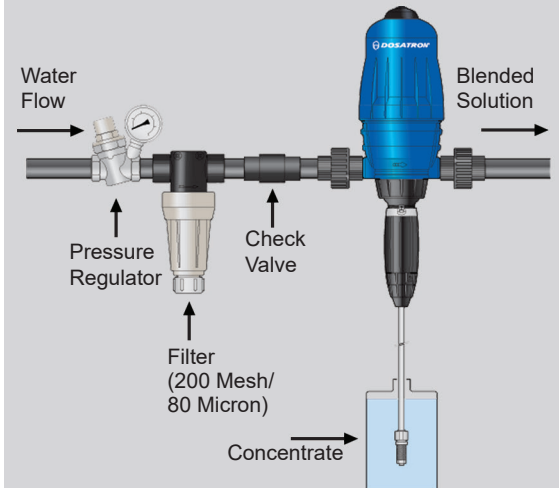
**MAXIMUM TEMPERATURE: 104 °F**

## DOSATRON'S PRE-PLUMBED FLOOR SCRUBBING FILL STATION PANEL

The fill station panel can be built with any of the Dosatron injectors listed above.



## Basic Installation



## Customer Service

At Dosatron, we stand behind our units. Our world-class customer service team is always ready to assist you with service and support, for as long as you own your Dosatron.

**Not sure what unit fits your needs?**



It's easy to **CHAT** at [www.dosatronusa.com](http://www.dosatronusa.com). Just enter your question and we will be glad to assist.

**Want an easy preventive maintenance reminder?** Sign up at [www.dosatronusa.com/pm](http://www.dosatronusa.com/pm) for Dosatron's Preventive Maintenance Program.

**Ready to order?**

Call **800-523-8499** for a distributor near you.

 **DOSATRON**<sup>®</sup>  
WATER POWERED DOSING TECHNOLOGY

2090 Sunnydale Blvd.  
Clearwater, FL 33765 USA  
727-443-5404  
(Fax) 727-447-0591

**800-523-8499**  
[www.dosatronusa.com](http://www.dosatronusa.com)

GENUINE  
**DOSATRON**  
PARTS